

Update on Metering Project

As you may remember, we announced last fall that upgrades were coming for Calhoun County Electric Cooperative members as employees would be replacing the communications modules in our meters.

We have now implemented our pilot project which will help us determine our next steps. This covers every type of service we have on our system, from a single-phase service to a large commercial load. The pilot project allows us to essentially “test” the product and see what our Cooperative would gain from this implementation. Our goal is that this upgrade will allow us to obtain more consistent daily reads. By having that information, it will help us better identify when usage is high or low giving our members more ways to manage their energy choices. Not only that, but it will help us recognize and restore outages faster and more efficiently helping us give you more reliable power and service.

Our pilot is scheduled to run through the end of March so stay tuned for more updates as we determine the next steps!



Office team members receive training on the updated metering software.

Richard Hall, Member Service Representative, is shown with his field tool which allows him to program the meters.



You may notice this device on various poles in our service territory. This device helps boost the signal from our meters back to our office.



The meters will display two readings - the first one is the kilowatt hours delivered and the second is the members peak demand for the month.

Metering Project

Front
Pilot project started

Beware of Scams

Page 2
5 most common

Grain Bin Awareness

Page 2
Clearances

CCECA Scholarship

Page 3
\$1,500 in scholarships for graduating high school seniors

Burning Ditches

Page 4
Tips for burning ditches

Member Challenge

Page 4
Find the answers within the newsletter for a chance to win a bill credit


Win Free Books!

Download and print this coloring sheet from our website for a chance to win some free books from your local cooperative!

Download by scanning the QR code to the right or go to <https://bit.ly/3h44yDj>.

Copies can also be picked up at our office during the hours of 8 a.m. and 4:30 p.m.

Deadline is March 11th, 2022 - colorings may be mailed or dropped off at our office. 3 Winners will be chosen for the free books.



SCAN ME

Calhoun County Electric Cooperative Association
Rockwell City, IA 50579
(712) 297-7112 • (800) 821-4879
www.calhounrec.coop

5 Most Common Utility Scams

1: DISCONNECTION DECEPTION

Scammers call threatening disconnection of your electric service, demanding immediate payment by prepaid cards purchased at a local retail store (or credit card, debit card, bank draft, wiring money, etc.), and insisting you call them back with the card information to make payment.

Tip: Your local electric co-op will send you one or more disconnection notices in the mail if your payment is past due, and they will offer several payment options without specifying the type of payment you need to make.

2: OVERPAYMENT TRICK

Scammers call claiming you have overpaid your utility bill, and you need to provide personal bank account information or a credit card number to facilitate a refund.

Tip: Your electric co-op may apply any overpayment you have made to your utility account, allowing the credit balance to cover any future charges, or refund any overpayment by mailing a check.

3: SMISHING SCAM

Smishing, short for SMS phishing, is a relatively new scam that attempts to trick mobile phone users into giving scammers personal information, which can be used for identity theft, via a text or SMS message. Scammers like smishing, as consumers tend to be more inclined to trust text messages.

Tip: Utility companies typically do not text you unless you have signed up for a specific notification service offered by your utility.

4: EQUIPMENT OR REPAIR BOGUS FEE

Scammers call demanding a separate payment to replace or install a utility-related device or meter.

Tip: If your electric co-op needs to upgrade or replace a piece of equipment, someone will contact you ahead of time as a courtesy.

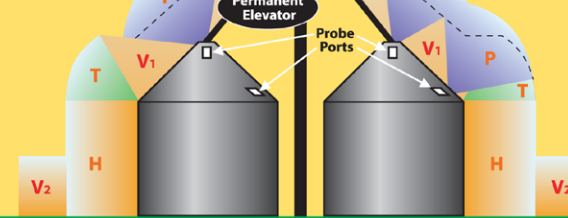
5: BOGUS BILLS

Scammers send suspicious emails that appear to be a bill sent by your local electric co-op, potentially featuring the co-op's logo and color scheme.

Tip: Do not click on any links or attachments in any email unless you have verified the sender. You may be directed to a scam website designed to steal your personal information, or you might install malicious software onto your computer without ever knowing it. Your local electric co-op typically sends bills by mail, unless you have opted to receive your bill by email.

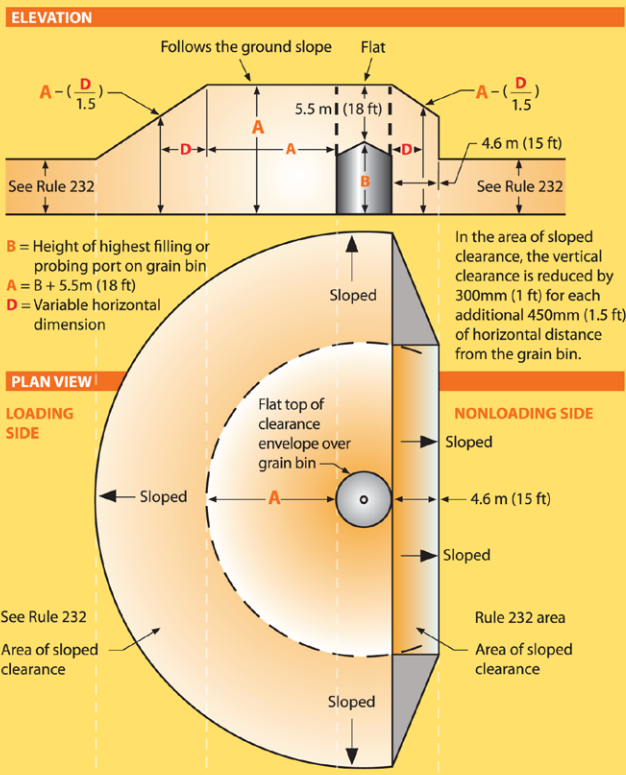
Clearance envelope for grain bins filled by permanently installed augers, conveyors or elevators

P = Probe clearance
5.5m (18 ft) required by Rule 234F1a
H = Horizontal clearance
4.6m (15 ft) required by Rule 234F1b
T = Transition clearance
V₁ = Vertical clearance above a building required by Rule 234C
V₂ = Vertical clearance required by Rule 232B



From IEEE Std. C2-2017, "National Electrical Safety Code." © Copyright 2016 by IEEE. All rights reserved.

Clearance envelope for grain bins filled by portable augers, conveyors or elevators



From IEEE Std. C2-2017, "National Electrical Safety Code." © Copyright 2016 by IEEE. All rights reserved. The IEEE disclaims any responsibility or liability resulting from the placement and use in the described manner.

According to the Iowa Electric Safety Code found in Iowa Administrative Code Chapter 199 -- 25.2(3) b. An electric utility may refuse to provide electric service to any grain bin built near an existing electric line which does not provide the clearances required by the American National Standards Institute (ANSI)C2-2017 "National Electrical Safety Code," Rule 234F. This paragraph "b" shall apply only to grain bins loaded by portable augers, conveyors or elevators and built after September 9, 1992, or to grain bins loaded by permanently installed augers, conveyors, or elevator systems installed after December 24, 1997. (As adopted by the Iowa Utilities Board)

Calhoun County Electric Cooperative is required by the Iowa Utilities Board to provide this annual notice to farmers, farm lenders, grain bin merchants, and city and county zoning officials. If you have any questions concerning clearance regulations, please call at 712-297-7112.

Recipe of the Month

No-Bake Chocolate Peanut Butter Pie

INGREDIENTS:

- 1 cup creamy peanut butter
- 1 – 8 oz block cream cheese, softened
- 1 cup powdered sugar
- 1 – 8 oz tub whipped topping, thawed
- 1 pre-made chocolate cookie pie crust

DIRECTIONS:

1. In a large bowl, combine the peanut butter, softened cream cheese and powdered sugar; whisk until smooth.
2. Fold in the whipped topping until well-mixed.
3. Pour mixture into a prepared chocolate cookie crust and smooth the top.
4. Cover and refrigerate for at least 2 hours to set up.
5. Slice and serve.



Calhoun County Electric Cooperative Scholarship

Any graduating high school senior who is a dependent of a Calhoun County Electric Cooperative member is eligible to apply for the 2022 CCECA scholarship. Applicants must be a student who is enrolled or planning to enroll, in a full-time undergraduate course of study at an accredited college, university, or vocational/technical school in the fall of 2022. Three \$500 scholarships will be awarded. Please download the complete application on our website at: www.calhounrec.coop or contact your high school guidance counselor.

Return completed applications to our office on or before 4:30 pm on Friday, April 1, 2022 with the following:

- Completed application
- Essay answering: In your opinion, how does Calhoun County Electric Cooperative make an impact on the local community?

Congratulations

Congratulations to all area wrestlers that advanced to the Iowa High School State Wrestling Tournament, including Titan wrestler Blake McAlister who finished as the 1A state runner-up in 170 lbs. Blake is the son of Amy and Bret McAlister (Line Superintendent)!



L to R: Brenna, Bret, Blake, Chase, Haley and Amy



Daylight Saving Time
Sunday, March 13th

Burning Ditches



As farmers and homeowners do “spring cleaning” on their properties, burning off weeds, old vegetation, prairies and ditches is a common way to clean up. However, recognize that the process can be dangerous, and take proper precautions to prevent a “controlled burn” from quickly turning into an uncontrolled disaster.

Additionally, if the area you choose to burn is near a utility pole or if it spreads more quickly and farther than you thought it might, your controlled burn could get expensive.

Fire damage to a power pole is usually evident by blackening and scorch marks, but even slight discoloration can cause serious problems. In some cases, the pole can look like it has little damage on the outside, all the while burning from the inside out.

In all cases the result is the same: the utility pole is compromised and will most likely need to be replaced, compliments of the person who started the burn. The fees passed on to the person who caused it are substantial—usually in the thousands of dollars.

The damage could also cause a power outage or other serious service issues including energized lines falling near or on the ground, creating a potentially deadly situation.

So what can you do to prevent burn-related damage to a power pole?

- Plan your burn before you begin.
- Check the forecast for weather conditions, such as wind direction and speed, as well as humidity (as a general rule, relative humidity should be 40 percent or higher, the temperature should be less than 60 degrees F, and the wind should be 5-15 mph at 6 feet off the ground).
- If there are power poles in the planned burning area, clear all vegetation and weeds at least four feet around the base of the pole.
- Wet the base of the pole with water before beginning your burn.

If your fire gets out of control, gets too close to a power pole, or if the pole catches on fire, call 9-1-1 and also contact our office to report it. Once a fire breaks out, NEVER spray water near the pole, power lines, or any other utility equipment. Electricity and water do not mix and you could cause a short circuit that could cause serious injury or death.

For more information on safe burning, contact us.

Source: Safe Electricity

Reach Us

OFFICE HOURS:

8 a.m. to 4:30 p.m.
(Mon-Fri)

Contact 24/7 with the following numbers:

General Phone:

(712) 297-7112

Toll Free:

(800) 821-4879

Fax:

(712) 297-7211

Visit us online:

www.calhounrec.coop

Email:

info@calhounrec.coop

DIRECTORS:

Jim Miller, President - Fonda

LaVerne Arndt,
Vice President - Sac City

Jason McKenney,
Secretary - Somers

Ron Hanson,
Treasurer - Pomeroy

Duane Beschoner - Lohrville

Steve Boedecker - Rockwell City

Scott Hicks - Lake City

Keaton Hildreth, CEO

Member Challenge



1. Name one of the most common utility scams: _____
2. The temperature should be less than _____ degrees F when planning a burn around power poles.
3. The due date for the CCECA scholarship is _____.

Name _____

Find the answers within the stories, features, and content of this newsletter and you could win a prize. Send your answer to kwiederin@calhounrec.coop, clip and mail to: Calhoun County Electric Cooperative, PO Box 312, Rockwell City, IA 50579 or submit on our website: www.calhounrec.coop. You may mail your entry along with your electric bill payment, but remember there is a deadline! Entries for this issue must be received by April 1st. Three names will be drawn from all correct entries. Members will receive a \$10 credit on their account. Members who answer the questions correctly and participate at least three times throughout the year will be eligible for a \$100 bill credit, through a random drawing, at the end of the year.

Congratulations to the February's member challenge winners:

Tim & Sonya Cafferty, Brian & Becky Wuebker, and Barb Gregg



Know what's below.
Call before you dig.

IOWA ONE-CALL
AT 811 OR
(800) 292-8989
BEFORE YOU DIG

EASY WAYS TO PAY BILL:

Online: Access through www.calhounrec.coop and pay online 24/7.

Auto Bill Pay (ACH): Deduct from your bank account. Find the form on our website or stop by the office.

Phone: Call the office and make a payment over the phone with a card or checking account.

**Outside Drop Box/
Front Corner:**
Rockwell City, IA

U.S. Postal Mail

This institution is an equal opportunity provider and employer.