

Burning Ditches

As farmers and homeowners do “spring cleaning” on their properties, burning off weeds, old vegetation, prairies and ditches is a common way to clean up. However, recognize that the process can be dangerous, and take proper precautions to prevent a “controlled burn” from quickly turning into an uncontrolled disaster.

Additionally, if the area you choose to burn is near a utility pole or if it spreads more quickly and farther than you thought it might, your controlled burn could get expensive.

Fire damage to a power pole is usually evident by blackening and scorch marks, but even slight discoloration can cause serious problems. In some cases, the pole can look like it has little damage on the outside, all the while burning from the inside out.

In all cases the result is the same: the utility pole is compromised and will most likely need to be replaced, compliments of the person who started the burn. The fees passed on to the person who caused it are substantial—usually in the thousands of dollars.

The damage could also cause a power outage or other serious service issues including energized lines falling near or on the ground, creating a potentially deadly situation.

So what can you do to prevent burn-related

damage to a power pole?

- Plan your burn before you begin.
- Check the forecast for weather conditions, such as wind direction and speed, as well as humidity (as a general rule, relative humidity should be 40 percent or higher, the temperature should be less than 60 degrees F, and the wind should be 5-15 mph at 6 feet off the ground).
- If there are power poles in the planned burning area, clear all vegetation and weeds at least four feet around the base of the pole.
- Wet the base of the pole with water before beginning your burn.

If your fire gets out of control, gets too close to a power pole, or if the pole catches on fire, call 9-1-1 and also contact our office to report it. Once a fire breaks out, NEVER spray water near the pole, power lines, or any other utility equipment. Electricity and water do not mix and you could cause a short circuit that could cause serious injury or death.

For more information on safe burning, contact us.

Source: *Safe Electricity*



Burning Ditches

Front

Tips

Employee Spotlight

Front

Keaton Hildreth

Energy Trail Tour

Page 2

Deadline - May 15

Line Crew Update

Page 2

Construction

Grain Bin Notification

Page 3

Clearances

Member Challenge

Page 4

Find the answers within the newsletter for a chance to win a bill credit

EMPLOYEE SPOTLIGHT

Name: Keaton Hildreth
Title: CEO
Years of Service: 9 years

Tell us about your family - I am married to my wife Emily and we have three children - Carson (7), Kade (6), and Brooklyn (4). We live near Lohrville on an acreage.

Favorite Coop Memory - I enjoy each of our annual member meetings but especially liked seeing kids and adults alike enjoying cooperative bucket truck rides, strawberry smoothies, and a great meal provided by our local Pork Producers this past September. I'll always remember seeing the smiles of folks brave enough to go up in the bucket.

Where did you grow up? - I grew up here, in Calhoun County, living near both Lohrville and Rockwell City. I went to school in Lake City. I love our small community and enjoy seeing the ways folks work together to preserve and improve our local area.

What food could you eat every day? - My mom's chocolate chip cookies!

Thank you for your commitment to our electric cooperative!




Calhoun County Electric
Cooperative Association
Rockwell City, IA 50579
(712) 297-7112 • (800) 821-4879
www.calhounrec.coop

Energy Trail Tour 2023

Calhoun County Electric Cooperative Association and Corn Belt Power Cooperative invite you to join us for one of two Energy Trail Tours being offered this summer. This 3-day adventure will allow you to view,

first-hand, how your power providers convert energy from water, wind, and coal into electricity. View coal being mined and see how those mines are, then, returned to productive farm and native grass lands. Learn how the energy industry is evolving to become more dependent on renewable power generation and glimpse into the future of carbon capture technology. Enjoy the fellowship of other cooperative member-owners on a comfortable motor coach journey to North Dakota's Energy Loop. \$100 per couple covers your lodging, meals and entry fees. The remainder of your tour costs are covered by Calhoun County Electric Cooperative. Two lucky couples from Calhoun County Electric Cooperative will be selected at random from those who sign up.



☒ YES, please enter our names in the drawing for the trip. We understand that if our names are drawn, we will be billed \$100.

Our first and second choice of dates:

June 28-30 1st 2nd (please circle)
July 26-28 1st 2nd

I/we ☐ have ☐ have not participated in this tour in the past.

First Person _____

Second Person _____

Address _____

City _____

Phone _____

Clip this coupon and return to cooperative by May 15, 2023.

Or go to www.calhounrec.coop/energy-trail-tour to sign up digitally!

Line Crew Update



A typical construction season for our line crew is the months of April-November. However, due to a few contributing factors, they rebuilt a one mile stretch of line in Webster County along County Road P-29 in February.



Energy Efficiency Tip of the Month

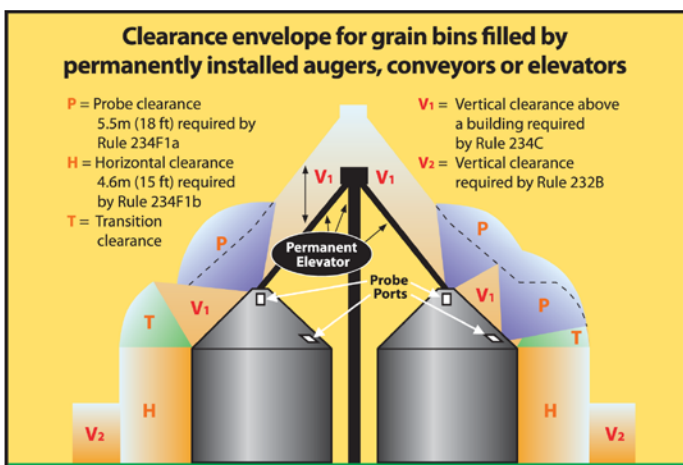
Washing windows and screens is a great way to practice energy efficiency during spring cleaning. Clean windows and screens make your home brighter by allowing more sunlight in, reducing the need for lamps and fixtures.

Clean screens also allow more fresh air in the home when the windows are open to recycle indoor air. Natural light and clean air are energy savers, and they enhance overall health and productivity.

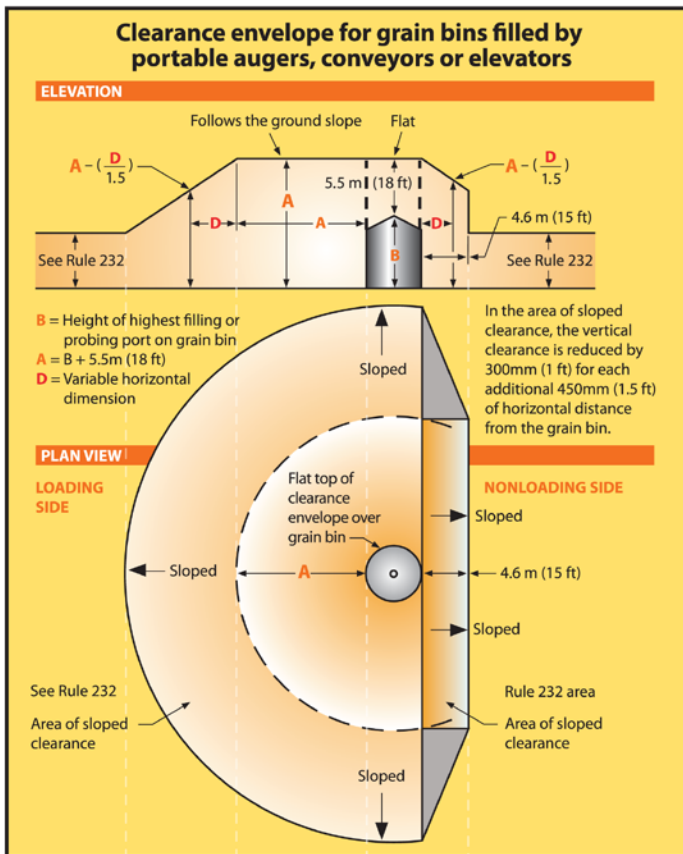
Source: energy.gov



Zach Mercer, high school senior at Newell-Fonda, spent a day observing our line crew on Friday, February 10th. Zach's future plans are to attend Northwest Community College for their powerline program. He hopes to work for an electric cooperative some day!



From IEEE Std. C2-2017, "National Electrical Safety Code." © Copyright 2016 by IEEE. All rights reserved.



From IEEE Std. C2-2017, "National Electrical Safety Code." © Copyright 2016 by IEEE. All rights reserved. The IEEE disclaims any responsibility or liability resulting from the placement and use in the described manner.

According to the Iowa Electric Safety Code found in Iowa Administrative Code Chapter 199 -- 25.2(3) b. An electric utility may refuse to provide electric service to any grain bin built near an existing electric line which does not provide the clearances required by the American National Standards Institute (ANSI) C2-2017 "National Electrical Safety Code," Rule 234F. This paragraph "b" shall apply only to grain bins loaded by portable augers, conveyors or elevators and built after September 9, 1992, or to grain bins loaded by permanently installed augers, conveyors, or elevator systems installed after December 24, 1997. (As adopted by the Iowa Utilities Board)

Calhoun County Electric Cooperative is required by the Iowa Utilities Board to provide this annual notice to farmers, farm lenders, grain bin merchants, and city and county zoning officials. If you have any questions concerning clearance regulations, please call at 712-297-7112.



HAM & CHEESE ROLL-UPS

INGREDIENTS:

- 1 tube crescent roll dough
- Deli ham slices
- Cheddar cheese slices
- 3 TB butter, melted
- ½ tsp garlic powder
- 1 tsp dried parsley

DIRECTIONS:

1. Preheat oven to 375 degrees.
2. Roll out crescent roll dough and divide the triangles. Lay a section of cheddar cheese on the wide side of the crescent roll. Layer a slice or two of ham over the cheese.
3. Starting at the wide end, roll up the crescent roll with the cheese and ham. Place each roll on a cookie sheet line with parchment or nonstick spray.
4. In a small bowl, mix the melted butter, garlic powder and parsley. Brush the butter over top the rolls.
5. Bake for 8-10 minutes or until the dough starts to turn golden brown and cheese is melty.
6. Remove from oven and cool for about 5 minutes then serve.



SPRING FORWARD

SET YOUR CLOCKS AHEAD AN HOUR

DON'T MISS THE RED FLAGS!

If a salesperson says, "You don't need to work with your co-op." It's a **RED FLAG!** ▶

At Calhoun County Electric Cooperative, we are your energy partner and provider. We are owned by YOU and therefore, our profits are returned to you. **Can your salesperson promise that?**

"YOU DON'T NEED TO WORK WITH YOUR CO-OP."


Smart energy solutions start with smart energy decisions! Don't miss the red flags and work with your local energy experts at

 **Calhoun County Electric Cooperative Association**
A Touchstone Energy® Cooperative

Access your account anywhere!

Step-by-step instructions on how to download the CCECA app and instructions by going to www.calhounrec.coop/how-use-our-mobile-app. Features: Pay Your Bill, Report Outages, Notification Sign-Ups, Usage History.

Available for Apple or Android phones – open the camera on your mobile device to scan the appropriate QR code to the right and download the app.



March Member Challenge

1. _____ T/F - You need to work with your cooperative if you are installing solar.
2. If there are power poles in the planned burning area, clear all vegetation and weeds at least _____ feet around the base of the pole.
3. Name one feature of the CCECA Mobile App: _____

Name _____



Find the answers within the stories, features, and content of this newsletter and you could win a prize. Send your answer to kwiederin@calhounrec.coop, clip and mail to: Calhoun County Electric Cooperative, PO Box 312, Rockwell City, IA 50579 or submit on our website: www.calhounrec.coop. You may mail your entry along with your electric bill payment, but remember there is a deadline! Entries for this issue **must be received by April 1st**. Three names will be drawn from all correct entries. Members will receive a **\$10 credit** on their account. Members who answer the questions correctly and participate at least three times throughout the year will be eligible for a \$100 bill credit, through a random drawing, at the end of the year.

Congratulations to the January member challenge winners:

Marlyn Holtorf, Althea Betten and Scott Becker

Reach Us

OFFICE HOURS:

8 a.m. to 4:00 p.m.
(Mon-Fri)

Contact 24/7 with the following numbers:

General Phone:

(712) 297-7112

Toll Free:

(800) 821-4879

Fax:

(712) 297-7211

Visit us online:

www.calhounrec.coop

Email:

info@calhounrec.coop

DIRECTORS:

Jim Miller, President – Fonda
Steve Boedecker,
Vice President – Rockwell City
Jason McKenney,
Secretary – Somers
Ron Hanson,
Treasurer – Pomeroy
Duane Beschoner – Lohrville
Darcy Maulsby – Lake City
Joe Parker – Lohrville
Keaton Hildreth, CEO



**Know what's below.
Call before you dig.**

**IOWA ONE-CALL
AT 811 OR
(800) 292-8989
BEFORE YOU DIG**

EASY WAYS TO PAY BILL:

Online: Access through www.calhounrec.coop and pay online 24/7.

Mobile App: Download our app

Auto Bill Pay (ACH): Deduct from your bank account. Find the form on our website or stop by the office.

Phone: Call the office and make a payment over the phone with a card or checking account.

**Outside Drop Box/
Front Corner:**

Rockwell City, IA

U.S. Postal Mail

This institution is an equal opportunity provider and employer.